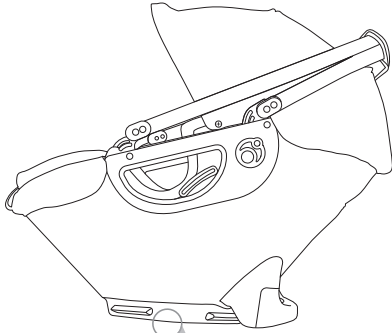


Grip Kit for G5 Infant Car Seat



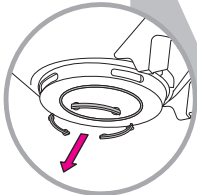
What's Included



Rubber Grip Pad

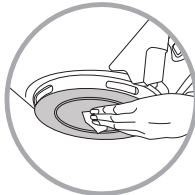


Alcohol Pad



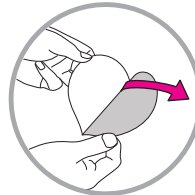
1

Remove existing rubber grommets from the infant seat by pulling with your fingers.



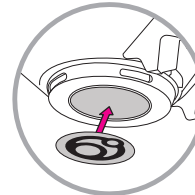
2

To ensure the grip pad achieves a tight bond, clean the bottom of your infant seat with the alcohol pads.



3

Remove the backing on the rubber grip pad.



4

Place the rubber grip pad onto the center ring on the bottom of your infant seat.



Scan for instructions and FAQ's

For questions, please call or email
(888) 475-4056
hello@orbitbabyusa.com